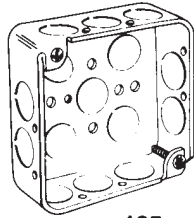


**RACO 4" SQUARE BOXES - DRAWN - 1-1/4" Deep with Conduit KO**



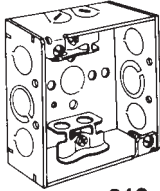
185

↑

Description	Cat. No.	Average Cost	Suggested Resale	LABOR HOURS			
				(0-6')	(6-10')	(10-15')	(15-20')
1/2" KO	185	2.19	10.95	0.10	0.12	0.15	0.17

Description	Comparative 4" Square Boxes - 1-1/4" Deep w/Conduit KO			
	Appleton	Bowers	Steel City	Thepitt
1/2" KO	4SL-1/2	4-SS-1/2	52141-1/2	TP408

**RACO 4" SQUARE BOXES - 1-1/2" Deep with Armored Cable Clamps**

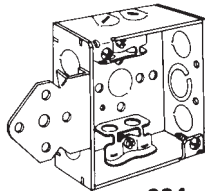


213

↑

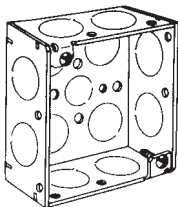
Description	Cat. No.	Average Cost	Suggested Resale	LABOR HOURS			
				(0-6')	(6-10')	(10-15')	(15-20')
1/2" KO	213	2.87	12.25	0.10	0.12	0.15	0.17
FH, Flush	219	4.12	16.50	0.10	0.12	0.15	0.17
B, Flush	224	2.76	17.25	0.10	0.12	0.15	0.17
FM, Flush	218	2.75	13.10	0.10	0.12	0.15	0.17

Description	Comparative 4" Square Boxes - 1-1/2" Deep w/AC Clamps			
	Appleton	Bowers	Steel City	Thepitt
1/2" KO	4SX	4-SW-MXN	52151-X	TP454
FH, Flush	4SXAB	-	52151-VX	TP461
B, Flush	4SXB-PL	4-SW-LB-MXN	52151-BX	TP456
FM, Flush	4SXVB-PL	4-SW-FB-MXN	52151-CVX	-



224

**RACO 4" SQUARE BOXES - WELDED - 1-1/2" Deep with Conduit KO**



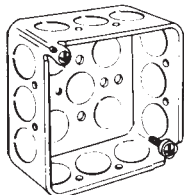
181

↑

Description	Cat. No.	Average Cost	Suggested Resale	LABOR HOURS			
				(0-6')	(6-10')	(10-15')	(15-20')
1/2" KO	189	0.59	9.15	0.10	0.12	0.15	0.17
3/4" KO	181	1.28	8.00	0.10	0.12	0.15	0.17

Description	Comparative 4" Sq Welded Boxes - 1-1/2" D w/Conduit KO			
	Appleton	Bowers	Steel City	Thepitt
1/2" KO	4S-1/2	4-SW-1/2	-	-
3/4" KO	4S-3/4	4-SW-3/4	52151-3/4W	-

**RACO 4" SQUARE BOXES - DRAWN - 1-1/2" Deep with Conduit KO**



190

↓

Description	Cat. No.	Average Cost	Suggested Resale	LABOR HOURS			
				(0-6')	(6-10')	(10-15')	(15-20')
1/2" KO	190	0.88	6.80	0.10	0.12	0.15	0.17
3/4" KO	191	0.73	7.70	0.10	0.12	0.15	0.17
1/2" & 3/4" KO	192	0.58	6.90	0.10	0.12	0.15	0.17

Description	Comparative 4" Sq Drawn Boxes - 1-1/2" Deep w/Conduit KO			
	Appleton	Bowers	Steel City	Thepitt
1/2" KO	4S-1/2-DR	4-S-1/2	52151-1/2	TP410
3/4" KO	4S-3/4-DR	4-S-3/4	52151-3/4	TP412
1/2" & 3/4" KO	4S-SPL-DR	4-S-SPL	52151-1/2&3/4	TP414